

DIRECTION DEPARTEMENTALE DE L'EQUIPEMENT
DE LA CHARENTE

R. N. 10

DEVIATION DE GIRAC

PS n°3 sur le CV 203

E		
D	21.04.83	Bon pour visa
C	15.04.83	Modifié ac. n° 3.4.6.15.18.20.22.25.33.35 suiv. observ. SETi
B	11.04.83	Modifié ac. n° 1.2.3.6. ajouté n° 44
A	DATE 23/3/83	ETABLISSEMENT DU DOCUMENT

CULEES - NOMENCLATURE

EUROPE ETUDES GECTI

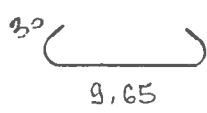
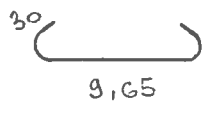
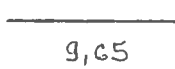
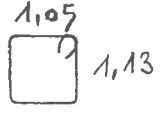
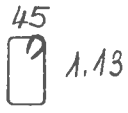
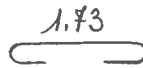
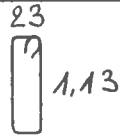
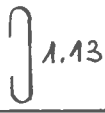


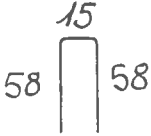
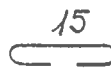

5 RUE DES TUILERIES LES GRANGES GALANDS
ST AVERTIN 37170 CHAMBRAY LES TOURS FRANCE
TELEPHONE (47) 27 41 97 TELEX 751677 F

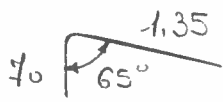
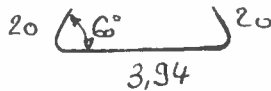
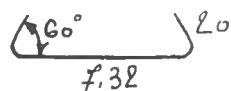
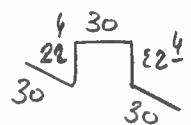
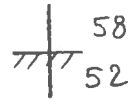
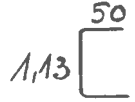
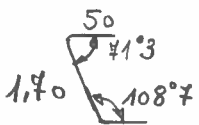
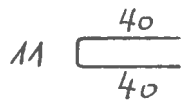
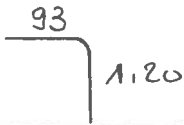
T.C.O.

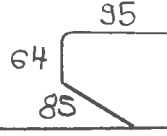
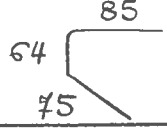

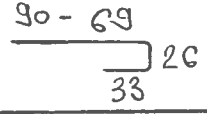
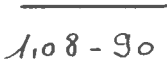
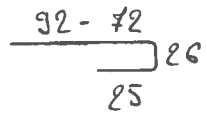
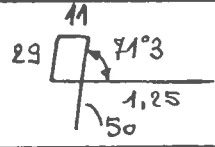
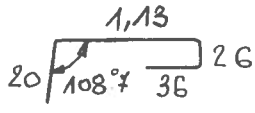
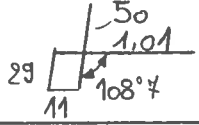
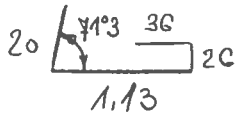
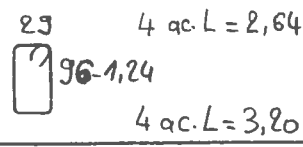
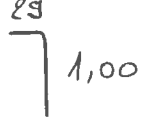
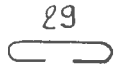
BP. 360

79 001 NIORT Cedex
tél. (49) 08 - 06 - 86

DESSINATEUR	INGENIEUR	VERIFICATEUR	ECHELLE	PROJET N°	DOCUMENT	IND
J-P. C.	F. C.			27 156-01	04 bis	D

REPÈRE	NOMBRE	LONGUEUR UNITAIRE	DIAMÈTRE	REPARTITION	FAÇONNAGE	OBSERVATIONS
1	28	10,30	HA 16	e=16		2x7x2
2	12	10,30	HA 16	e=17 ⁵		2x3x2
3	16	9,65	HA 12	e=22		2x4x2
4	66	4,60	HA 10	e=30		33x2
5	66	3,30	HA 10	e=30		33x2
6	198	2,00	HA 10	"		3x33x2
7	132	2,90	HA 10	"		2x33x2
8	66	1,40	HA 10	"		33x2
9	132	3,10	HA 10	"		2x33x2
10	20	9,65	HA 10	e=15		2x5x2
11	130	1,25	HA 12	e=15		65x2
12	66	0,35	HA 8	e=30		33x2
13	20	1,40	HA 12	V.P.		2x5x2

REPÈRE	NOMBRE	LONGUEUR UNITAIRE	DIAMÈTRE	REPARTITION	FAÇONNAGE	OBSERVATIONS
14	32	2,05	HA 12	$e = 15$		$2 \times 8 \times 2$
15	18	0,40	HA 25	$e = 2,00$		9×2
16	148	4,35	HA 12	$e = 10$		74×2
17	40	7,75	HA 12	$e = 20$		20×2
18	30	7,30	HA 10	$e = 50$	—	15×2
19	40	3,95	HA 10	$e = 20$	—	20×2
20	58	1,35	D x 10	$4/m^2$		2×29
21	260	1,10	HA 12	$e = 15$		$2 \times 65 \times 2$
22	40	2,10	HA 12	$e = 16$ $e = 17,5$		$2 \times 10 \times 2$
23	16	2,65	HA 12	$e = 22$		$2 \times 4 \times 2$
24	20	0,90	HA 10	$e = 15$		$2 \times 5 \times 2$
25	8	2,10	HA 16	V.P.		$2 \times 2 \times 2$
26	8	1,50	HA 16	"	—	$2 \times 2 \times 2$

REPÈRE	NOMBRE	LONGUEUR UNITAIRE	DIAMÈTRE	REPARTITION	FAÇONNAGE	OBSERVATIONS
27	4	2,40	HA 16	V.P.		2x2
28	4	2,20	HA 16	"		2x2
29	4	1,10 Moyen	HA 16	e = 20		2x2
30	4	1,34 Moyen	HA 10	e = 20		2x2
31	4	0,99 Moyen	HA 16	"		2x2
32	4	1,88 Moyen.	HA 10	"		2x2
33	6	2,10	HA 12	"		2x3
34	6	1,90	HA 10	"		2x3
35	6	1,85	HA 12	"		2x3
36	6	1,90	HA 10	"		2x3
37	8	2,92 Moyen.	HA 10	e = 30		2x2x2
38	8	1,30	HA 10	e = 30		2x2x2
39	12	0,50	HA 8	3/mur.		4x3

MÉTRÉ

H.A

Ø	LONGUEUR	POIDS LINEAIRE	POIDS PAR Ø
5		0,154	
6		0,222	
8	157,30	0,395	60,16
10	2465,64	0,617	1521,30
12	1800,40	0,888	1598,46
14		1,208	
16	544,46	1,578	859,63
20		2,466	
25	4,20	3,854	27,45
32		6,313	
40		9,864	
POIDS TOTAL H.A :			4064,60 kg

D*

Ø	LONGUEUR	POIDS LINEAIRE	POIDS PAR Ø
5		0,154	
6		0,222	
8		0,395	
10	48,30	0,617	48,30
12		0,888	
14		1,208	
16		1,578	
20		2,466	
25		3,854	
32		6,313	
40		9,864	
POIDS TOTAL D*:			48,30 kg

POIDS TOTAL GENERAL

4116 kg